



Decor-Grille
Security

Collapsible Grille

steel



Specification

Material

All STEEL Construction

Top Track

50mm x 45mm Extruded Aluminium "U" Section, with folded bottom edges to hold the top runners.

Bottom Track

54mm x 19mm high Extruded Aluminium "U" Section, with flat bottom section to allow for bottom fixings.

Side Frame

45mm x 45mm Box Section fixing frame. These are separate from the top and bottom tracks, providing certain allowance for uneven and out of square walls.

Infill

12mm x 12mm "U" section vertical pickets connected using plastic cross pieces top and bottom, riveted using Semi Tubular Rivets.

Maximum Size

Single Sash:- 3000mm W x 3000mm H
Double Sash:- 6000mm W x 3000mm H

Suggested Security Level

HIGH - LPS1175

Application

- Internal
- Doors
- Windows

Bunch Size

Approximately 15% of the overall width of the grille.



Product
Reference
CS12



Decor-Grille
Security

Collapsible Grille

steel

Product Reference
CS12

Product Size Parameters

Weight 12kg/Sq Metre	Single Sash		Double Sash	
	Min	Max	Min	Max
Width	400	3000	400	6000
Height	700	3000	700	3000

Colours

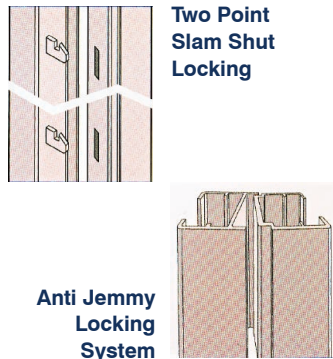
Traffic White* RAL 9016	Pale Grey RAL 7035	Goose Grey BS 00A05	Merlin Grey BS 18B25	Graphite Grey RAL 7024	Raven BS 18B29	Jet Black RAL 9005
Light Ivory RAL 1015	Leaf Green RAL 6002	Holly Green BS 14C39	Middle Sky Blue RAL 5015	Traffic Blue RAL 5017	Ultra Marine Blue RAL 5002	Dark Sapphire Blue RAL 5003
Rape Yellow RAL 1021	Melon Yellow RAL 1028	Poppy Red BS 04E53	Ruby Red RAL 3003	Brown Red RAL 3011	Chocolate Brown RAL 8017	Van Dyk Brown BS 08B29

*Traffic White (RAL 9016) comes as standard colour. All other colours incur an additional charge.

Top and Bottom Track



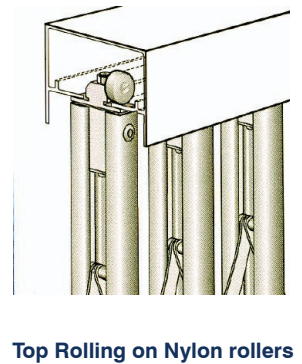
Locking System




Folding Assembly




Top Running



"S" Type Lattice



Bottom Track Options



General Arrangement

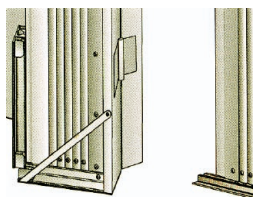
1. Bottom Rolling on Nylon rollers
2. Zinc plated anti-rust finish
3. Powder Coated Brilliant White (RAL 9016) as standard. Other colours available at a surcharge.
4. Recess Fix as Standard or
5. Surface fixed with box section (surcharge)
6. Two Point Slam Shut Locking
7. Crosslink Rivetless System
8. Overlapped locking profiles
9. Optional folding bottom track

CS12 Installation Criteria

The validity of the LPCB certification is contingent upon each security gate being installed in accordance with the requirements of LPS 1175.

- Reveal or face installation
 - Min fixing distance from edge of reveal
 - Max fixing distance from any corner
 - Max distance between fixing
 - All fixing heads spoiled:
- | | |
|---------|------------|
| Masonry | 50mm |
| Wood | 100mm |
| Steel | 400mm |
| | 2.5" x 12s |
| | 4.0" x 12s |
| | 1.0" x M8s |

Hinge Around



Hinge around facility allows the hinge to swivel around 180°. Must be fitted with a Lift-up/Removable Bottom Track.

Optional Extras

- Fixed Panel
- Hinged or Lift Out Bottom Track
- Lockable Lift Up Track
- Hinge Aside Facility
- Face Fix Track
- Packers

Gate Height mm	No. Lattice Rows
700 - 950	2
951 - 1300	3
1301 - 1560	4
1561 - 1910	5
1911 - 2350	6
2351 - 2700	7
2701 - 3000	8

NOTE: For grilles over 3000mm wide, the tracks will be supplied in two parts for ease of handling and require joining on site.

Decor Grille Security, 147 Easterly Road, Leeds, LS8 2RY

Tel: 0113 248 4747

Fax: 0113 248 7858

Email: info@dgsecurity.co.uk

www.dgsecurity.co.uk